


Three-Way **Globe** Valve Assemblies – MT Series

ANSI Class 250
Electronic Spring Return Actuators

- Brass and Stainless Steel Trim



A-28

Valves





Mixing 1/2 to 1"				Spring Return Actuator			
				Floating		0-10 V	
3-Way Valve Body Part No.	Valve Size in.	Flow Rate Cv	Close Off psi	 SSC81.5U	 SAS81.33U NEW!	 SSC61.5U	 SAS61.33U NEW!
				Brass Trim			
599-02064	1/2	0.4	95	260-02064	366-02064	262-02064	365-02064
599-02065		0.63	95	260-02065	366-02065	262-02065	365-02065
599-02066		1	95	260-02066	366-02066	262-02066	365-02066
599-02067		1.6	95	260-02067	366-02067	262-02067	365-02067
599-02068		2.5	50	260-02068	366-02068	262-02068	365-02068
599-02069		4	50	260-02069	366-02069	262-02069	365-02069
599-02070	3/4	6.3	40	260-02070	366-02070	262-02070	365-02070
599-02071	1	10	40	260-02071	366-02071	262-02071	365-02071
				Stainless Steel Trim			
599-02072	1/2	0.4	95	260-02072	366-02072	262-02072	365-02072
599-02073		0.63	95	260-02073	366-02073	262-02073	365-02073
599-02074		1	95	260-02074	366-02074	262-02074	365-02074
599-02075		1.6	95	260-02075	366-02075	262-02075	365-02075
599-02076		2.5	50	260-02076	366-02076	262-02076	365-02076
599-02077		4	50	260-02077	366-02077	262-02077	365-02077
599-02078	3/4	6.3	40	260-02078	366-02078	262-02078	365-02078
599-02079	1	10	40	260-02079	366-02079	262-02079	365-02079

Table Notes:

Part numbers in red indicate complete assemblies. Black numbers indicate close-off psi. Values are for the NC upper port. For NO lower port values, refer to Engineering, Section G.

